


Woolliwoolli - Sleeveless Shrug in Garter Stitch

By Josephine Nathan - Woolliwoolli Designer



Sizes:

small (medium, large, extra large)

Materials:

Cleckheaton Country Silk 8ply
6 (7-8-10) balls

One pair of 8mm needles or the required size to give correct tension.

Tension:

13sts x 24rows = 10cm in garter stitch
(every row knit)

One Piece of Knit only:

Cast on **36** (42-48-54) sts.

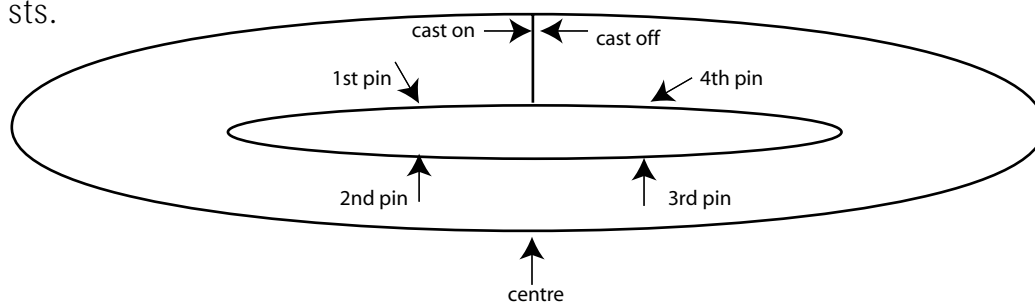
Work **375** (403-431-459) rows in garter stitch (every row knit), slipping first stitch of every row. First row is wrong side.

Cast off all stitches evenly.

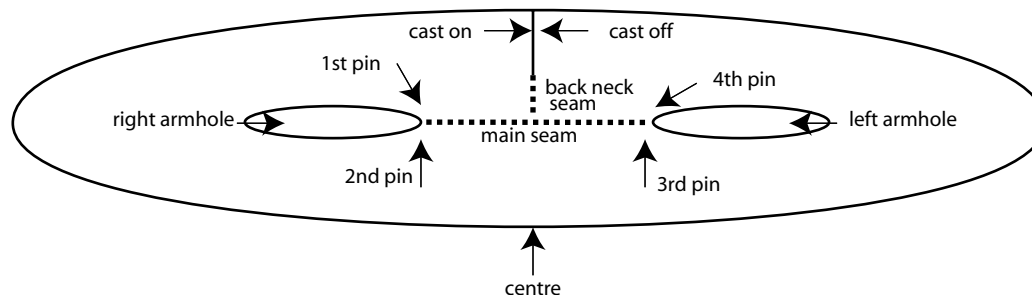
To Make up:

Use mattress stitch for sewing up.

Fold fabric in half (right sides together) so that cast on row meets cast off row and stitch together **16** (20-22-26) sts.



With fabric still folded in half, measure and mark with safety pins the centre of fabric length, then **20cm** (22cm-24cm-26cm) from both ends of fabric, and **20cm** (22cm-24cm-26cm) either side of centre pin.



Match 1st and 2nd pins, 3rd and 4th pins, and stitch in between.